


Basics of New Media
BA(JMC) 301
Unit-IV
 by
Mr. Rahul Kumar
 Assistant Professor, BVICAM, New Delhi
 2023

© Bharati Vidyapeeth's Institute of Computer Applications and Management, New Delhi-63, by Mr. Rahul Kumar, Assistant Prof., BVICAM U4.1




Syllabus- Unit II

Unit II: [Web Content Design& Evaluation]

- Website Planning and Visual Design
- Audience Analysis and Content Strategy
- Blogs: Creating and Promoting a Blog (SEO)
- Website Audience Measurement (WAM): Process and Techniques

© Bharati Vidyapeeth's Institute of Computer Applications and Management, New Delhi-63, by Mr. Rahul Kumar, Assistant Prof., BVICAM U4.2



Website Planning and Visual Design

A successful **website planning and visual design** require a deep understanding of your target audience, their needs, and their preferences.

Steps involved in Website Planning:

- **Define Objectives and Goals:** Clearly outline the purpose of the website. Identify the target audience and what you want to achieve with the site (e.g., inform, sell products, generate leads).
- **Research and Competitor Analysis:** Study similar websites in your niche to identify trends, best practices, and areas for improvement. Understand what your competitors are doing and how you can differentiate your site.

© Bharati Vidyapeeth's Institute of Computer Applications and Management, New Delhi-63, by Mr. Rahul Kumar, Assistant Prof., BVICAM U4.3

Website Planning and Visual Design

- **Content Strategy:** Plan the type of content you'll have on the website (e.g., text, images, videos). Create a content hierarchy and consider SEO strategies to improve search engine rankings.
- **Information Architecture:** Organize content into logical categories and create a site map. Ensure easy navigation and a user-friendly experience for visitors.
- **Wireframes and Prototypes:** Design basic outlines of the website's layout, showing the placement of elements, without getting into the visual details. Create prototypes to test user interactions.

© Bharati Vidyapeeth's Institute of Computer Applications and Management, New Delhi-63, by Mr. Rahul Kumar, Assistant Prof., BVICAM U4.4

Continued..

- **Choose Technology and Platform:** Select the appropriate technology stack and content management system (CMS) that aligns with your objectives and future scalability.
- **Budget and Timeline:** Determine the budget required for development and maintenance, and set realistic timelines for different phases of the project.
- **Mobile Responsiveness:** Plan for mobile users by ensuring your website is responsive and adapts to different screen sizes.
- **Accessibility:** Consider accessibility standards to make your website usable for all users, including those with disabilities.
- **Security and Privacy:** Implement security measures to protect user data and privacy.

© Bharati Vidyapeeth's Institute of Computer Applications and Management, New Delhi-63, by Mr. Rahul Kumar, Assistant Prof., BVICAM U4.5

Continued..

Steps involved in creating Visual Design:

- **Consistent Branding:** Use your brand elements (logo, colors, fonts) consistently throughout the website to reinforce brand identity.
- **Layout and Composition:** Create a balanced layout with clear visual hierarchy. Guide the user's eye to important elements using size, color, and positioning.
- **Whitespace:** Utilize whitespace effectively to give the design breathing room and improve readability.
- **Color Scheme:** Choose a harmonious color palette that reflects your brand and creates an emotional connection with users. Consider color psychology.

© Bharati Vidyapeeth's Institute of Computer Applications and Management, New Delhi-63, by Mr. Rahul Kumar, Assistant Prof., BVICAM U4.6

Continued..

Typography: Select fonts that are easy to read and complementary to your brand image. Use font styles and sizes to establish visual hierarchy.

Imagery and Graphics: Use high-quality images and graphics that align with your brand and enhance the message. Optimize images for web performance.

Call-to-Action (CTA): Design clear and visually prominent CTAs to guide users towards desired actions.

Responsive Design: Ensure your visual design adapts well to different devices and screen sizes, providing a consistent experience across platforms.

© Bharati Vidyapeeth's Institute of Computer Applications and Management, New Delhi-63, by Mr. Rahul Kumar, Assistant Prof., BVICAM U4.7

Continued..

User-Friendly Navigation: Design intuitive and easy-to-use navigation menus to help users find what they need quickly.

Loading Speed: Optimize the visual design to maintain fast loading times and improve user experience.

Testing and Iteration: Conduct usability tests and gather feedback to make data-driven design decisions. Iterate and improve based on user insights.

Compliance with Web Standards: Adhere to web design standards, including accessibility guidelines, to ensure a wider audience can access your website.

© Bharati Vidyapeeth's Institute of Computer Applications and Management, New Delhi-63, by Mr. Rahul Kumar, Assistant Prof., BVICAM U4.8


Audience Analysis and Content Strategy

A well-executed **audience analysis and content strategy** are essential for creating impactful content that resonates with the intended audience, drives engagement, and ultimately achieves the desired business outcomes.

© Bharati Vidyapeeth's Institute of Computer Applications and Management, New Delhi-63, by Mr. Rahul Kumar, Assistant Prof., BVICAM U4.9

Audience Analysis

- **Audience analysis** is the process of understanding and examining the characteristics, preferences, needs, and behaviors of the target audience for a particular message, content, product, or service.
- It involves gathering data and insights to create communication that effectively resonates with the intended audience.



© Bharati Vidyapeeth's Institute of Computer Applications and Management, New Delhi-63, by Mr. Rahul Kumar, Assistant Prof., BVICAM U4.10

Audience Analysis

Importance of Audience Analysis

Tailored Communication: Audience analysis helps tailor content and messaging to match the audience's interests and preferences, increasing the chances of engagement and understanding.

Improved Engagement: Understanding the audience allows content creators to use language, tone, and format that resonate with them, leading to higher engagement levels.

Enhanced Relevance: By identifying the audience's pain points and interests, content can be made more relevant and valuable to their specific needs.

Personalization: Audience analysis enables personalizing content, making recipients feel valued and fostering a sense of connection.

© Bharati Vidyapeeth's Institute of Computer Applications and Management, New Delhi-63, by Mr. Rahul Kumar, Assistant Prof., BVICAM U4.11

Continued..

Steps involved in Audience Analysis

- **Identify the Target Audience:** Define the primary and secondary audience segments based on demographics, interests, behaviors, and other relevant factors.
- **Collect Data:** Use surveys, interviews, social media listening, analytics, and other tools to gather insights about the audience's preferences, pain points, and communication habits.
- **Analyze Data:** Interpret the collected data to identify trends, patterns, and common characteristics among the audience segments.
- **Segmentation:** Group the audience based on shared characteristics to create targeted content for each segment.

© Bharati Vidyapeeth's Institute of Computer Applications and Management, New Delhi-63, by Mr. Rahul Kumar, Assistant Prof., BVICAM U4.12

Continued..

- **Identify the Target Audience:** Define the primary and secondary audience segments based on demographics, interests, behaviors, and other relevant factors.
- **Collect Data:** Use surveys, interviews, social media listening, analytics, and other tools to gather insights about the audience's preferences, pain points, and communication habits.
- **Analyze Data:** Interpret the collected data to identify trends, patterns, and common characteristics among the audience segments.
- **Segmentation:** Group the audience based on shared characteristics to create targeted content for each segment.

© Bharati Vidyapeeth's Institute of Computer Applications and Management, New Delhi-63, by Mr. Rahul Kumar, Assistant Prof., BVICAM U4.13

Continued..

- **Create Personas:** Develop fictional personas representing typical members of each audience segment, giving content creators a clear understanding of their preferences and needs.
- **Empathy Mapping:** Create empathy maps to understand the audience's emotions, thoughts, and motivations, guiding the content creation process.
- **Feedback Loop:** Continuously gather feedback from the audience to refine content strategy and improve communication over time.

© Bharati Vidyapeeth's Institute of Computer Applications and Management, New Delhi-63, by Mr. Rahul Kumar, Assistant Prof., BVICAM U4.14

Content Strategy

- Content strategy is the systematic planning, creation, distribution, and management of content to achieve specific business objectives.
- It involves aligning content with the organization's goals and audience needs while ensuring consistency, quality, and effectiveness across various channels and platforms.



© Bharati Vidyapeeth's Institute of Computer Applications and Management, New Delhi-63, by Mr. Rahul Kumar, Assistant Prof., BVICAM U4.15

Continued..

Elements of Content Strategy

- **Goals and Objectives:** Clearly define the purpose of the content, whether it's to increase brand awareness, drive traffic, generate leads, or improve customer engagement.
- **Target Audience:** Refer to the audience analysis to understand whom the content is intended for and how it can meet their needs and preferences.
- **Content Types and Formats:** Determine the types of content (blog posts, videos, infographics, etc.) and formats that will be used to convey the message effectively.

© Bharati Vidyapeeth's Institute of Computer Applications and Management, New Delhi-63, by Mr. Rahul Kumar, Assistant Prof., BVICAM U4.16

Continued..

- **Content Calendar:** Plan the content creation and publishing schedule to ensure consistency and to align with marketing campaigns or events.
- **SEO and Keywords:** Integrate relevant keywords and SEO best practices to optimize content for search engines and improve organic visibility.
- **Brand Voice and Tone:** Define the brand's voice and tone to maintain consistency in messaging across all content pieces.
- **Content Distribution:** Identify the channels and platforms (website, social media, email, etc.) through which content will be distributed to reach the target audience effectively.

© Bharati Vidyapeeth's Institute of Computer Applications and Management, New Delhi-63, by Mr. Rahul Kumar, Assistant Prof., BVICAM U4.17

Continued..

- **Content Promotion:** Develop strategies to promote content, such as influencer collaborations, social media advertising, or email marketing.
- **Content Performance Measurement:** Use analytics to track the performance of content, gather insights, and make data-driven decisions for continuous improvement.

© Bharati Vidyapeeth's Institute of Computer Applications and Management, New Delhi-63, by Mr. Rahul Kumar, Assistant Prof., BVICAM U4.18

Continued..


Dos of Content Strategy

- **Planning and Research:** Conduct audience analysis, set goals, and develop a content strategy that aligns with business objectives.
- **Creation:** Develop content based on the content strategy and target audience preferences.
- **Publication:** Distribute content through appropriate channels at the scheduled times.
- **Promotion:** Actively promote content to increase visibility and engagement.
- **Measurement:** Analyze content performance metrics to evaluate its effectiveness and make adjustments as needed.
- **Maintenance and Iteration:** Update and repurpose content to keep it relevant, reflecting changing audience needs and business goals.

© Bharati Vidyapeeth's Institute of Computer Applications and Management, New Delhi-63, by Mr. Rahul Kumar, Assistant Prof., BVICAM U4.19

Blogs: Creating and Promoting a Blog (SEO)

- A **blog** is an online platform where individuals or organizations share their thoughts, ideas, expertise, and information on various topics.
- It can be used for personal expression, as well as a powerful marketing tool for businesses.
- Creating a successful blog requires careful planning and execution, and promoting it effectively with SEO (Search Engine Optimization) strategies is essential to increase visibility and attract more readers.



© Bharati Vidyapeeth's Institute of Computer Applications and Management, New Delhi-63, by Mr. Rahul Kumar, Assistant Prof., BVICAM U4.20

Blogs: Creating and Promoting a Blog (SEO)

Key points to consider in creating and promoting a blog

Choosing a Niche:

- ✓ Identify your passion, expertise, or target audience's interests to select a specific niche for your blog.
- ✓ Focusing on a niche helps build a dedicated readership and establishes you as an authority in that area.

Selecting a Blogging Platform:

- ✓ Choose a suitable blogging platform like WordPress, Blogger, or Squarespace that offers user-friendly features and customization options.
- ✓ WordPress is a popular choice due to its flexibility, plugin support, and extensive SEO options.

© Bharati Vidyapeeth's Institute of Computer Applications and Management, New Delhi-63, by Mr. Rahul Kumar, Assistant Prof., BVICAM U4.21

Continued..

Design and User Experience:

- ✓ Create a clean and visually appealing blog design that aligns with your content and target audience.
- ✓ Ensure your blog is responsive and optimized for mobile devices to improve user experience.

High-Quality Content:

- ✓ Produce valuable, informative, and engaging content that resonates with your audience.
- ✓ Consistency in publishing fresh content helps retain readers and attracts search engine crawlers.

© Bharati Vidyapeeth's Institute of Computer Applications and Management, New Delhi-63, by Mr. Rahul Kumar, Assistant Prof., BVICAM U4.22

Continued..

Keyword Research:

- ✓ Conduct thorough keyword research using tools like Google Keyword Planner to identify relevant and high-traffic keywords in your niche.
- ✓ Incorporate these keywords naturally into your blog posts to improve search engine ranking.

On-Page SEO:

- ✓ Optimize meta titles, meta descriptions, and URLs with targeted keywords to improve click-through rates and search engine visibility.
- ✓ Use header tags (H1, H2, etc.) to structure your content and make it more readable for both users and search engines.

© Bharati Vidyapeeth's Institute of Computer Applications and Management, New Delhi-63, by Mr. Rahul Kumar, Assistant Prof., BVICAM U4.23

Continued..

Off-Page SEO:

- ✓ Build quality backlinks from reputable websites and blogs in your niche to enhance your blog's authority and credibility.
- ✓ Engage in guest posting, social media promotion, and participate in relevant online communities to expand your blog's reach.

Social Media Promotion:

- ✓ Leverage social media platforms to share your blog posts and engage with your audience.
- ✓ Encourage social sharing to increase exposure and potentially attract more backlinks.

© Bharati Vidyapeeth's Institute of Computer Applications and Management, New Delhi-63, by Mr. Rahul Kumar, Assistant Prof., BVICAM U4.24

Continued..

Email Marketing:

- ✓ Build an email list and send newsletters with links to your latest blog posts.
- ✓ Email marketing helps in nurturing your audience and bringing them back to your blog regularly.

Monitor and Analyze:

- ✓ Use tools like Google Analytics to track your blog's performance, traffic sources, and user behavior.
- ✓ Analyze the data to identify areas of improvement and refine your content and SEO strategies accordingly.

© Bharati Vidyapeeth's Institute of Computer Applications and Management, New Delhi-63, by Mr. Rahul Kumar, Assistant Prof., BVICAM U4.25

Continued..

Engage with Your Audience:


- ✓ Respond to comments, emails, and messages from your readers to foster a sense of community and loyalty.
- ✓ Engaging with your audience helps build a dedicated readership and encourages user-generated content.




© Bharati Vidyapeeth's Institute of Computer Applications and Management, New Delhi-63, by Mr. Rahul Kumar, Assistant Prof., BVICAM U4.26

Website Audience Measurement (WAM): Process and Techniques

- **Website Audience Measurement (WAM)** is a crucial process used to gather data and insights about the audience visiting a website.
- In India, as internet usage continues to grow, understanding the behavior and preferences of website visitors has become vital for businesses, advertisers, and content creators.
- WAM helps stakeholders make informed decisions, optimize content, and enhance user experiences.




© Bharati Vidyapeeth's Institute of Computer Applications and Management, New Delhi-63, by Mr. Rahul Kumar, Assistant Prof., BVICAM U4.27

 **Website Audience Measurement (WAM): Process and Techniques**

Purpose of Website Audience Measurement

- **Understand Audience Demographics:** WAM helps identify the age, gender, location, and interests of website visitors, providing insights into the target audience.
- **Measure Website Traffic:** It tracks the number of visitors, unique visitors, and page views to gauge the website's popularity and performance.
- **Analyze User Behavior:** WAM identifies the most visited pages, time spent on the site, bounce rates, and click-through rates, aiding in optimizing user experiences.
- **Assess Advertising Effectiveness:** For websites with ads, WAM helps assess the performance of ad campaigns, including impressions and click-through rates.


© Bharati Vidyapeeth's Institute of Computer Applications and Management, New Delhi-63, by Mr. Rahul Kumar, Assistant Prof., BVICAM U4.28

 **Continued..**

Importance of WAM in India

- India is experiencing significant digital growth, making it crucial for businesses to understand the evolving online audience.
- Data-driven decision-making allows businesses to create targeted content, improve user experiences, and optimize digital marketing strategies.
- Advertisers can effectively allocate their budgets and measure the impact of their campaigns in reaching the desired audience.

© Bharati Vidyapeeth's Institute of Computer Applications and Management, New Delhi-63, by Mr. Rahul Kumar, Assistant Prof., BVICAM U4.29

 **Continued..**


Techniques Used in Website Audience Measurement

Web Analytics Tools: Google Analytics and other web analytics tools are widely used in India to track website traffic, user behavior, and other key metrics. These tools offer comprehensive data and insights for websites of all sizes.

Panel-based Measurement: Some organizations in India use panel-based approaches, where a selected group of users agrees to be monitored, and their online activities are recorded and analyzed. This method provides more detailed user behavior data but has a limited sample size.

Cookie-based Tracking: Cookies are used to track user interactions on the website, allowing businesses to personalize content and advertisements based on user preferences and past behavior.


© Bharati Vidyapeeth's Institute of Computer Applications and Management, New Delhi-63, by Mr. Rahul Kumar, Assistant Prof., BVICAM U4.30

 **Continued..**

Device Fingerprinting: This technique involves analyzing unique attributes of a user's device, such as browser version, screen resolution, and operating system, to track and identify users even without cookies.

Server Log Analysis: Analyzing server logs can provide valuable data on website traffic, page requests, and user IP addresses, although it may not be as comprehensive as web analytics tools.


© Bharati Vidyapeeth's Institute of Computer Applications and Management, New Delhi-63, by Mr. Rahul Kumar, Assistant Prof., BVICAM U4.31

 **Continued..**

Challenges and Considerations

- **Data Privacy and Compliance:** With increasing data privacy concerns, businesses must adhere to relevant data protection laws and obtain explicit user consent for tracking and measurement.
- **Representative Sample:** For panel-based approaches, ensuring a representative and diverse sample of users is essential to draw accurate conclusions about the entire audience.
- **Cross-Device Tracking:** As users interact with websites on multiple devices, tracking and measuring user behavior across different devices present challenges.
- **Ad-Blockers and Tracking Prevention:** The use of ad-blockers and tracking prevention mechanisms can limit the accuracy of WAM data.

© Bharati Vidyapeeth's Institute of Computer Applications and Management, New Delhi-63, by Mr. Rahul Kumar, Assistant Prof., BVICAM U4.32

 **THANK YOU**

© Bharati Vidyapeeth's Institute of Computer Applications and Management, New Delhi-63, by Mr. Rahul Kumar, Assistant Prof., BVICAM U4.33
